

The page features a series of vertical dashed lines on the left side and horizontal dashed lines near the top and middle. There are three colored rectangular blocks: a large green one at the top left, an orange one at the top right, and a green one at the bottom right. A small light green block is also present at the bottom left.

# TIMEPRESS

**Digital solutions that make sense.**

Increase the efficiency of your organization  
with custom-built software solutions.

**“We have a great relationship with the team and share a philosophy of not adding extra processes where there don’t need to be.”**

Eliot Benzecrit, Founder & Director of Avvoka



### The challenge

Prior to our partnership, Avvoka was working with a team of junior developers who had built an MVP of a documentation tool which could template contracts using intuitive automation tools. However, the team did not have the necessary experience for scaling the product for its commercial use. This is when we came into the picture with our expertise in building complex web applications and systems.

### The solution

First and foremost, it was important to go through the discovery & design phase of the project, to identify critical parts of the development. Once the path was clear, we assigned a team of our experienced developers with a task to design and implement a whole new structure of related automation processes to build Avvoka into a product ready for commercial use.

The goal was to create and deliver a bespoke solution that would suit the customer’s needs while keeping its main ideas. Iterating the product after continuous and fast-coming client feedback was challenging, but through direct, live and frequent communication with the assigned team, we were able to enhance the software accordingly and fast.

Keeping things simple and avoiding unnecessary processes proved to be the right philosophy. The first commercially-viable version of Avvoka was ready in just 4 months after the start of our partnership.

### Results

The solution exceeded originally demanded capabilities and we collaborate with Avvoka extensively to this day. All the goals that have been set out at the start of our partnership have been accomplished.

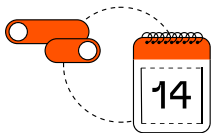
The documentation tool is now fully available and offers all of the features which were originally designed for it. Avvoka is now setting up their technical team and we are more than happy to support, advise and supplement the expertise we have proved ourselves for.

## About TIMEPRESS

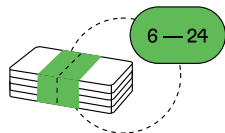
We are a team of experienced professionals, software engineers, innovators and strategists who solve your most significant challenges. Since 2009 we have been specialising in the Ruby on Rails, fast and powerful programming language, used to design and implement effective software solutions.

Every single solution we create is aimed at a specific issue. We like to keep things simple and offer the most straightforward solutions. We do not focus on a specific industry, our experience comes from a wide variety of projects. The solutions we create are unique, bespoke and applicable to every client's tailored needs.

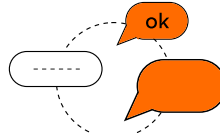
## What we offer



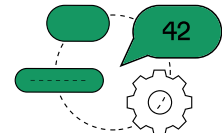
A free demo in 14 days



Proven return on investment in 6-24 months



Direct communication with the lead developer



Professional support after delivery of the project

## About Avvoka

Avvoka is an end-to-end contract automation tool, which helps customers rapidly build sophisticated legal document templates, allowing them to leverage a questionnaire-based interface to assemble the relevant document. It allows live document negotiation which ensures audited, fast draft-trading before reaching execution. The tool enables users to draw deep insights from the contract portfolios.

Avvoka is currently working for clients such as Allen & Overy, WarnerMedia, Carlsberg and others.

To create the most effective workflow, Avvoka integrates these main tools:



### Simple templating

Create templates without coding to allow users to create first drafts of your contracts in record time



### Rapid first-draft

Use questionnaires to easily bespoke your draft and collect contract info directly from your counterparties



### Negotiate live

Collaborate and negotiate in real-time with counterparties, in one version of the document



### Monitor performance

Monitor negotiator performance by tracking where different team members land on agreed terms

## Avvoka documentation tool – templating

We've built templating tools that allow you to quickly and easily automate your documents without being a programmer. For example, you can create placeholders, which will be then turned into a questionnaire.

The screenshot displays the Avvoka templating tool interface. The top navigation bar includes 'CREATE', 'TEMPLATES', 'MY DOCUMENTS', 'REPORTING', 'ACCOUNT', 'HELP', and 'LOGGED IN: DEMO USER'. The left sidebar shows 'Template settings' with options for 'Settings', 'Document', 'Questionnaire', 'Calculations', and 'Workflow'. The main area shows a document template titled 'Delivery of the Services'. It includes a rich text editor with a toolbar and a table of defined terms. The table lists terms like 'Billing Period', 'Customer', 'Commencement Date', and 'Fees', each with a corresponding definition or placeholder. A 'Back' button is visible in the top right corner.

Defined Term	
Billing Period	means each period of [•] commencing on the Effective Date
Customer	Customer Name, incorporated in incorporation whose registered number is Registered Number and whose registered address is at Registered Address
Commencement Date	Commencement Date
Fees (per month, excluding VAT)	Fees

With just a few clicks, a filled up questionnaire will generate the first draft. If you've been using Excel beforehand, you can easily upload the data there. Continuity of your work shouldn't be affected by a new software. No matter if it's Avvoka or a custom-built solution from TIMEPRESS.

The screenshot displays the Avvoka questionnaire interface. The top navigation bar includes 'CREATE', 'TEMPLATES', 'MY DOCUMENTS', 'REPORTING', 'ACCOUNT', 'HELP', and 'LOGGED IN: DEMO USER'. The left sidebar shows 'Document details' with options for 'Parties', 'Status', and 'Related documents'. The main area shows a questionnaire form with several input fields and dropdown menus. The form includes sections for 'Parties', 'Status', and 'Related documents'. The 'Parties' section includes fields for 'AVVOKA' and 'CUSTOMER'. The 'Status' section includes a dropdown menu. The 'Related documents' section includes a dropdown menu. The form also includes a section for 'Please indicate the commencement date for the contract' with a date input field. Other sections include 'Please indicate the fees payable per month by the customer', 'Please indicate the agreed billing cycle', 'Please specify the length of the initial term', 'Please indicate the nature of the software training', and 'Please provide the nature of the customer support'. A 'Back' button is visible in the top right corner.

# Avvoka documentation tool – live negotiating

Cooperation online is a necessity nowadays. Therefore all our solutions allow that. In Avvoka, the whole team can review and edit the document in real-time before it is sent via the platform to the counterparty.

Document details

Parties

AVVOKA

Demo User

CUSTOMER

Status

Related documents

Upload file

Document was successfully amended.

MY DOCUMENTS

REPORTING

ACCOUNT

HELP

LOGGED IN: DEMO USER

CREATE

TEMPLATES

MY QUESTIONNAIRE

Terms of Business

Send document

AVVOKA – SPECIFICATION SHEET

Delivery of the Services

This Specification Sheet, together with the Terms of Business accompanying this document, form the "Agreement" governing the delivery of the Services by Avvoka Limited (a private limited company incorporated in England and Wales with registered number 09729807 whose registered office is at 2.05 12-18 Hoxton Street, London, England, N1 6NG) (the "Provider") to the Customer (as defined in the Specification Sheet and accompanying Terms of Business).

The Provider and the Customer each being a "Party" and together the "Parties" to this Agreement.

Definitions

In this Specification Sheet and the accompanying Terms of Business, except where the context otherwise requires, the words below shall have the meanings given below. All other words shall have the meanings given to them in the Terms of Business.

Defined Term	
Billing Period	means each period of <b>one calendar month</b> , commencing on the Effective Date
Customer	, incorporated in whose registered number is and whose registered address is at

Since every software has to be reliable, you will always be able to see all the changes and comments made by the counterparty. You can accept, reject or add new changes in one version, with a full audit trail.

Document details

Parties

AVVOKA

Demo User

CUSTOMER

Status

Related documents

Upload file

Document was successfully amended.

MY DOCUMENTS

REPORTING

ACCOUNT

HELP

LOGGED IN: DEMO USER

CREATE

TEMPLATES

MY QUESTIONNAIRE

Terms of Business

Send document

AVVOKA – SPECIFICATION SHEET

Delivery of the Services

This Specification Sheet, together with the Terms of Business accompanying this document, form the "Agreement" governing the delivery of the Services by Avvoka Limited (a private limited company incorporated in England and Wales with registered number 09729807 whose registered office is at 2.05 12-18 Hoxton Street, London, England, N1 6NG) (the "Provider") to the Customer (as defined in the Specification Sheet and accompanying Terms of Business).

The Provider and the Customer each being a "Party" and together the "Parties" to this Agreement.

Definitions

In this Specification Sheet and the accompanying Terms of Business, except where the context otherwise requires, the words below shall have the meanings given below. All other words shall have the meanings given to them in the Terms of Business.

Defined Term	
Billing Period	means each period of <b>one calendar month</b> , commencing on the Effective Date
Customer	, incorporated in whose registered number is and whose registered address is at
Commencement Date	<b>4 October 2018</b>
Fees (per month, excluding VAT)	<b>£1000</b>
Initial Term	<b>One calendar year</b>

Service Level

The table below sets out the service levels and restrictions on usage in relation to the Customer's use of the Services during the Term:

Item	
Licence Package	<b>Pro Licence</b>
Details of Software training course	<b>Web-delivered training and access to online training series</b>
Customer Support	<b>Webchat and call centre available 8.00 - 20.00 during UK Business Days</b>
One-off Fees	<b>CRM integration at a cost of £1,500</b>
Other service details	<b>Customer to be provided with white-labelled portal</b>
User Subscriptions	<b>10</b>

By signing below, the Parties agree to be bound by the terms of this Specification Sheet and the accompanying Terms of Business.

Sender

Recipient

## Avvoka documentation tool – live negotiating

After reaching agreement, you can e-sign using the platform. No unnecessary manual work for you, no harm to trees.

The screenshot shows the Avvoka e-signature interface. A modal window is open for signing a document. The modal contains the following text:

**Your signature (please type below)**

Customer Represe  
Customer Representative

Review your signature

*Customer Represe*

Please note that by ticking the box and clicking "Sign document" you certify that the electronic signature you are adopting on avvoka.com is a valid means of establishing the authenticity and integrity of the documents you enter into using .

A full document describing the legal disclaimer is available [here](#).

I agree to Avvoka terms and conditions above ☐

**Sign document** **Cancel**

The background shows a document titled "Sendgrid Inc. of 1801 California Street, Suite 500, Boulder, CO 80202 United States." The document content includes:

Document title	Recipients	Date created	Action
Terms of Business	Customer Limited	08 Oct 2018	<b>Review</b>
Terms of Business	Customer Limited	08 Oct 2018	<b>Review</b>

Data security is our priority. Avvoka doesn't use any data storage by a third party, so all your information is safe. And you have an easy access to everything in one place.

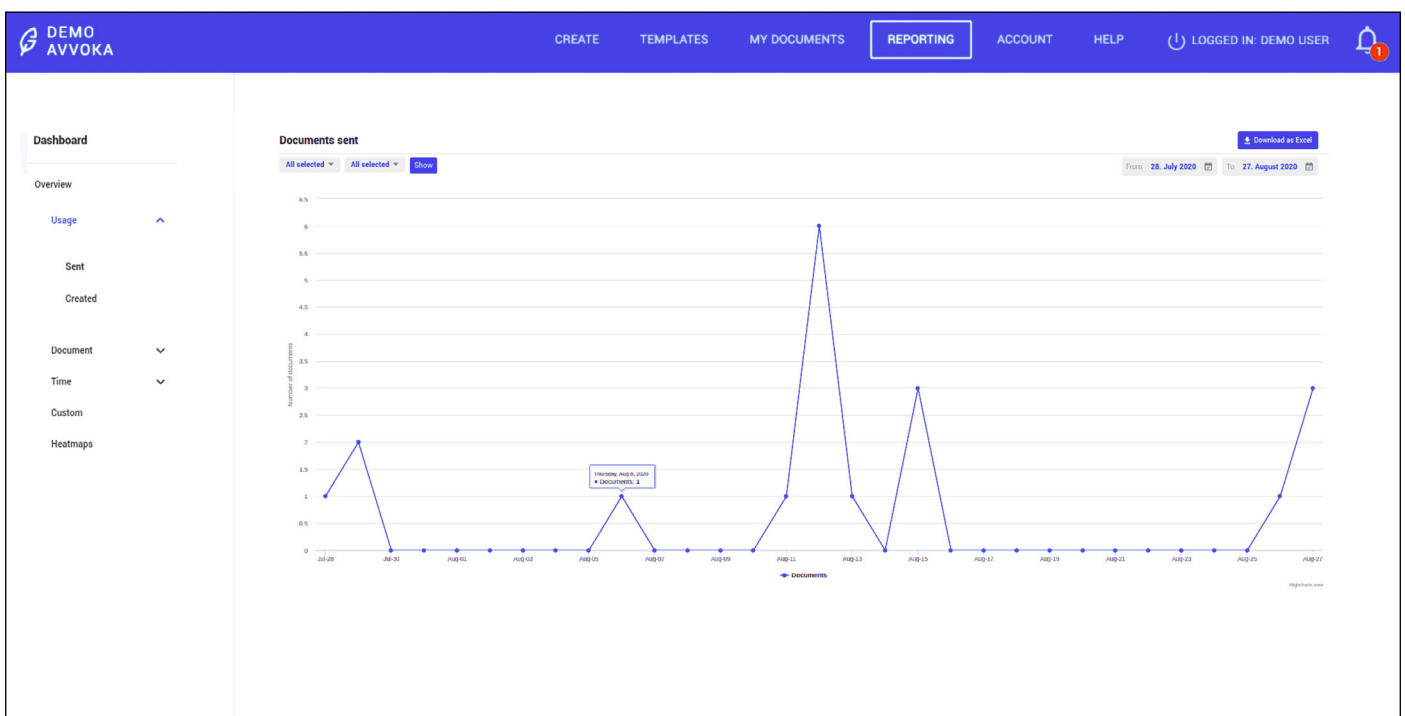
The screenshot shows the Avvoka "My documents" interface. The top navigation bar includes links for CREATE, TEMPLATES, MY DOCUMENTS, REPORTING, ACCOUNT, and HELP. The user is logged in as DEMO USER.

The "My documents" section shows a list of documents in review. The table below summarizes the data:

Document title	Recipients	Date created	Action
Terms of Business	Customer Limited	08 Oct 2018	<b>Review</b>
Terms of Business	Customer Limited	08 Oct 2018	<b>Review</b>

## Avvoka documentation tool – performance monitoring

Once you have all the data in a system, it's easy to analyse them. In Avvoka, for example, the system's analytics tool tracks document statistics and negotiation performance. That means you can check, besides other things, how many documents were created, sent or signed, and by whom.





Office Q, 35A Astbury Road,  
London, England, SE15 2NL

Jean Pierre Schemel  
+44 7495 930836  
[jp.schemel@timepress.co.uk](mailto:jp.schemel@timepress.co.uk)

[www.timepress.co.uk](http://www.timepress.co.uk)